



Letter of intent Statement of Needs for Beam Time


| | |
|----------------|--|
| Opening Period | |
|----------------|--|

| | |
|-------|--|
| Title | |
|-------|--|


| Principal Investigator* : | Contact Person for this research program | Institution | |
|---------------------------|--|-------------|---------------|
| | | | |
| | | | |
| | | | |
| Research Team* : | | | |
| | | | |
| | | | |
| | | | |
| Requested beamline | Rx - 2.5 Hz / 3 J | Rx - LWFA | Rx - Betatron |
| Number of weeks requested | | | |

* If more space is required please use "special requests" area on the last page


Research summary and preceding work (References on last page, 1 figure as Annex is accepted)



Justification of request (Why is the requested beamline the only way to perform the planned experiments?)



Requested equipment (wavelengths, pulse durations, experimental chambers, apparatus, etc.). Additionally, a one page annex with a sketch of the experiment will be accepted.



References

[Empty box for references]

Special requests

[Empty box for special requests]